



2013

**Round 3 : Queensland Raceway : June 14 - 16****250cc PRODUCTION****Qualifying 1**

Date: 15/06/13  
 Event: Q04  
 Weather: Partly cloudy - Temp: 17.4C  
 Track: Dry - Temp: 23.8C

Started at: 10:20:14  
 Laps: 15 Min  
 Starters: 12  
 Printed at: 10:43

**PROVISIONAL CLASSIFICATION**


Pos	No	Gr	Name	Machine	Fastest Lap	On Lap	Behind Prev	Behind Leader
1	1	B	Luke BURGESS (QLD) / Mackay Kawasaki / Kawasaki Aust. / Tomsey Racing / KMF	Kawasaki Ninja	1:29.249	9 of 9		
2	11	J	Brandon DEMMERY (NSW) / CM Racing / NSW Compensation Lawyers / TKD Jeans	Kawasaki Ninja	1:31.340	9 of 10	2.091	2.091
3	4		Tom BRAMICH (VIC) / Ron Angel Classic Racing / Tingate Racing	Kawasaki Ninja	1:31.913	6 of 9	.573	2.664
4	44	C	Duncan GORDON (SA) / ACP Racing / Italian M-cycles / Victory Adelaide	Kawasaki Ninja	1:32.833	9 of 10	.920	3.584
5	17	D	Sophie LOVETT (NSW) / Cessnock KTM / Central Coast Harley Davidson / ARAI	Kawasaki Ninja	1:32.891	6 of 9	.058	3.642
6	81	B	Daniel MUTTON (SA) / AEP Racing / Underground Designs / Adelaide Equity Partners	Kawasaki Ninja	1:33.941	9 of 10	1.050	4.692
7	77		Mitch KAVNEY (NSW) / Bullet Racing / Power Supplements	Kawasaki Ninja	1:35.110	9 of 9	1.169	5.861
8	39	A	Brian BEZZINA (VIC) / Motorcycle Movers (Vic) / Rock Oil / EK Chains	Honda CBR	1:35.717	7 of 8	.607	6.468
9	86		Miriam WHITE (QLD) / Cube Racing / Australian Outdoor Living / Shark Leathers	Kawasaki Ninja	1:37.450	6 of 9	1.733	8.201
10	31	J	Jack BAKER (QLD) / Crazy Dogs Kawasaki / Ipone / Shark Helmets / Behrite	Kawasaki Ninja	1:38.733	9 of 9	1.283	9.484
11	14	C	Genevieve STUMPF (VIC) / CM Racing / Adrenaline Performance Bikes / RST / Shell	Kawasaki Ninja	1:41.399	6 of 8	2.666	12.150
12	57		Christopher THOMAS (NSW)	Honda CBR	1:42.111	6 of 9	.712	12.862

New qualifying lap record for 250PRN class - Previous: 1:29.473 by Luke BURGESS (QLD) on a Kawasaki Ninja set on 14/06/13

\*\*\* Indicative qualifying time - 1:42.636 \*\*\*

The results are provisional until the end of the time limit for protests and appeals.


  
 Chief Time Keeper - Scott Laing

  
 Clerk of Course - Tom Williams



Computime Race Timing Systems Pty Ltd © 1996  
 Licensed to Computime Race Timing Systems  
[www.computime.com.au](http://www.computime.com.au)

**COMPUTIME RACE TIMING SYSTEMS PTY LTD**  
 9 Timber Lane, Glen Waverley, Vic 3150. Ph : 0418 17 13 17  
 E-mail : [scott@computime.com.au](mailto:scott@computime.com.au)





2013



# Round 3 : Queensland Raceway : June 14 - 16

## 250cc PRODUCTION

### Qualifying 1

Date: 15/06/13  
 Event: Q04  
 Weather: Partly cloudy - Temp: 17.4C  
 Track: Dry - Temp: 23.8C

Started at: 10:20:14  
 Laps: 15 Min  
 Starters: 12  
 Printed at: 10:43


### PROVISIONAL LAP TIMES

No	Name	Lap 1	Lap 2	Lap 3	Lap 4	Lap 5	Lap 6	Lap 7	Lap 8	Lap 9	Lap 10
1	Luke BURGESS (QLD)	1:48.464	1:32.450	1:30.054	1:30.270	1:29.877	1:29.908	2:05.312	1:39.415	<b>1:29.249</b>	
4	Tom BRAMICH (VIC)	1:54.254	1:35.474	1:33.113	1:32.709	1:32.409	<b>1:31.913</b>	2:36.643	1:49.151	1:32.301	
11	Brandon DEMMERY (NSW)	1:52.635	1:36.097	1:33.267	1:31.967	1:31.843	1:32.498	1:31.426	1:31.518	<b>1:31.340</b>	1:31.662
14	Genevieve STUMPF (VIC)	2:04.217	1:47.714	1:42.747	1:43.507	1:43.410	<b>1:41.399</b>	2:32.040	1:57.409		
17	Sophie LOVETT (NSW)	1:49.488	1:35.489	1:34.361	1:33.891	1:33.661	<b>1:32.891</b>	1:32.913	1:32.994	1:33.126	
31	Jack BAKER (QLD)	2:08.661	1:44.091	1:41.200	1:41.897	1:39.828	1:38.879	1:39.577	1:43.368	<b>1:38.733</b>	
39	Brian BEZZINA (VIC)	1:54.996	3:12.577	1:47.479	1:37.659	1:36.100	1:36.146	<b>1:35.717</b>	1:36.574		
44	Duncan GORDON (SA)	2:05.727	1:42.305	1:34.528	1:33.652	1:33.509	1:32.905	1:33.228	1:33.560	<b>1:32.833</b>	1:32.837
57	Christopher THOMAS (NSW)	2:06.394	1:46.460	1:44.274	1:42.701	1:42.353	<b>1:42.111</b>	1:44.337	1:42.579	1:42.569	
77	Mitch KAVNEY (NSW)	1:53.688	1:38.306	1:38.004	1:37.408	1:36.707	1:35.951	1:35.300	1:35.703	<b>1:35.110</b>	
81	Daniel MUTTON (SA)	1:51.503	1:37.329	1:36.066	1:36.425	1:35.529	1:35.475	1:35.209	1:35.154	<b>1:33.941</b>	1:34.252
86	Miriam WHITE (QLD)	2:05.483	1:45.225	1:41.330	1:40.330	1:38.856	<b>1:37.450</b>	1:38.388	1:37.609	1:38.287	

\*\*\* Indicative qualifying time - 1:42.636 \*\*\*

The results are provisional until the end of the time limit for protests and appeals.


  
 Chief Time Keeper - Scott Laing

  
 Clerk of Course - Tom Williams



Computime Race Timing Systems Pty Ltd © 1996  
 Licensed to Computime Race Timing Systems  
[www.computime.com.au](http://www.computime.com.au)

**COMPUTIME RACE TIMING SYSTEMS PTY LTD**  
 9 Timber Lane, Glen Waverley, Vic 3150. Ph : 0418 17 13 17  
 E-mail : [scott@computime.com.au](mailto:scott@computime.com.au)





2013



# Round 3 : Queensland Raceway : June 14 - 16

## 250cc PRODUCTION

### Qualifying 1

Date: 15/06/13  
 Event: Q04  
 Weather: Partly cloudy - Temp: 17.4C  
 Track: Dry - Temp: 23.8C

Started at: 10:20:14  
 Laps: 15 Min  
 Starters: 12  
 Printed at: 10:43

### PROVISIONAL SPLIT TIMES

Lap	Split 1	Split 2	Split 3	Lap Time	Lap	Split 1	Split 2	Split 3	Lap Time
<b>1 Luke BURGESS (QLD) (1st)</b>					<b>39 Brian BEZZINA (VIC) (8th)</b>				
1	43.676	42.826	21.962	1:48.464	1	46.594	44.474	23.928	1:54.996
2	31.441	39.617	21.392	1:32.450	2	34.273	42.288	1:56.016	3:12.577
3	30.680	38.594	20.780	1:30.054	3	42.961	42.068	22.450	1:47.479
4	30.483	38.689	21.098	1:30.270	4	33.234	42.006	22.419	1:37.659
5	30.664	38.402	20.811	1:29.877	5	32.575	41.308	22.217	1:36.100
6	30.764	<b>38.211</b>	20.933	1:29.908	6	32.541	41.406	22.199	1:36.146
7	30.610	38.647	56.055	2:05.312	7	<b>32.530</b>	<b>40.970</b>	22.217	<b>1:35.717</b>
8	40.004	38.587	20.824	1:39.415	8	33.476	41.018	<b>22.080</b>	1:36.574
9	<b>30.226</b>	38.325	<b>20.698</b>	<b>1:29.249</b>	<b>44 Duncan GORDON (SA) (4th)</b>				
<b>4 Tom BRAMICH (VIC) (3rd)</b>					1	51.048	49.416	25.263	2:05.727
1	47.014	44.598	22.642	1:54.254	2	35.377	44.282	22.646	1:42.305
2	32.828	40.934	21.712	1:35.474	3	32.382	40.307	21.839	1:34.528
3	31.913	39.698	21.502	1:33.113	4	31.818	39.835	21.999	1:33.652
4	31.703	39.690	21.316	1:32.709	5	31.634	40.210	21.665	1:33.509
5	31.634	39.305	21.470	1:32.409	6	31.554	<b>39.690</b>	21.661	1:32.905
6	<b>31.506</b>	<b>38.953</b>	21.454	<b>1:31.913</b>	7	<b>31.452</b>	40.100	21.676	1:33.228
7	31.689	39.386	1:25.568	2:36.643	8	31.519	40.150	21.891	1:33.560
8	47.715	40.034	21.402	1:49.151	9	31.493	39.734	21.606	<b>1:32.833</b>
9	31.599	39.408	<b>21.294</b>	1:32.301	10	31.578	39.708	<b>21.551</b>	1:32.837
<b>11 Brandon DEMMERY (NSW) (2nd)</b>					<b>57 Christopher THOMAS (NSW) (12th)</b>				
1	44.396	45.447	22.792	1:52.635	1	50.854	49.889	25.651	2:06.394
2	33.437	40.967	21.693	1:36.097	2	36.829	45.322	24.309	1:46.460
3	31.720	40.193	21.354	1:33.267	3	36.043	44.328	23.903	1:44.274
4	31.177	39.556	21.234	1:31.967	4	35.449	43.647	23.605	1:42.701
5	31.221	39.413	21.209	1:31.843	5	35.216	43.645	<b>23.492</b>	1:42.353
6	31.634	39.603	21.261	1:32.498	6	34.947	<b>43.366</b>	23.798	<b>1:42.111</b>
7	31.144	39.129	21.153	1:31.426	7	35.361	45.125	23.851	1:44.337
8	31.337	39.119	<b>21.062</b>	1:31.518	8	<b>34.917</b>	43.896	23.766	1:42.579
9	31.108	<b>38.922</b>	21.310	<b>1:31.340</b>	9	35.181	43.634	23.754	1:42.569
10	<b>31.057</b>	39.515	21.090	1:31.662	<b>77 Mitch KAVNEY (NSW) (7th)</b>				
<b>14 Genevieve STUMPF (VIC) (11th)</b>					1	46.554	44.522	22.612	1:53.688
1	48.767	50.401	25.049	2:04.217	2	33.450	42.302	22.554	1:38.306
2	35.789	43.207	26.718	1:47.714	3	33.219	42.127	22.658	1:38.004


*Scott Laing*  
 Chief Time Keeper - Scott Laing

*Tom Williams*  
 Clerk of Course - Tom Williams



Computime Race Timing Systems Pty Ltd © 1996  
 Licensed to Computime Race Timing Systems  
[www.computime.com.au](http://www.computime.com.au)

**COMPUTIME RACE TIMING SYSTEMS PTY LTD**  
 9 Timber Lane, Glen Waverley, Vic 3150. Ph : 0418 17 13 17  
 E-mail : [scott@computime.com.au](mailto:scott@computime.com.au)





2013



# Round 3 : Queensland Raceway : June 14 - 16

## 250cc PRODUCTION

### Qualifying 1

Date: 15/06/13  
 Event: Q04  
 Weather: Partly cloudy - Temp: 17.4C  
 Track: Dry - Temp: 23.8C

Started at: 10:20:14  
 Laps: 15 Min  
 Starters: 12  
 Printed at: 10:43

### PROVISIONAL SPLIT TIMES

Lap	Split 1	Split 2	Split 3	Lap Time	Lap	Split 1	Split 2	Split 3	Lap Time
3	34.288	44.597	23.862	1:42.747	4	33.128	41.889	22.391	1:37.408
4	33.763	44.033	25.711	1:43.507	5	32.765	41.650	22.292	1:36.707
5	35.133	44.806	<b>23.471</b>	1:43.410	6	32.310	41.353	22.288	1:35.951
6	<b>33.725</b>	<b>43.810</b>	23.864	<b>1:41.399</b>	7	<b>32.047</b>	41.137	22.116	1:35.300
7	34.325	43.976	1:13.739	2:32.040	8	32.485	41.268	21.950	1:35.703
8	49.905	43.838	23.666	1:57.409	9	32.471	<b>40.887</b>	<b>21.752</b>	<b>1:35.110</b>

#### 17 Sophie LOVETT (NSW) (5th)

1	44.551	41.857	23.080	1:49.488
2	32.958	40.187	22.344	1:35.489
3	32.586	40.201	21.574	1:34.361
4	32.290	40.314	<b>21.287</b>	1:33.891
5	32.159	39.729	21.773	1:33.661
6	<b>31.825</b>	39.707	21.359	<b>1:32.891</b>
7	31.935	<b>39.498</b>	21.480	1:32.913
8	31.844	39.501	21.649	1:32.994
9	31.970	39.783	21.373	1:33.126

#### 81 Daniel MUTTON (SA) (6th)

1	43.396	45.323	22.784	1:51.503
2	33.597	41.526	22.206	1:37.329
3	32.895	41.166	22.005	1:36.066
4	33.116	41.184	22.125	1:36.425
5	32.592	40.865	22.072	1:35.529
6	32.791	40.656	22.028	1:35.475
7	32.500	40.734	21.975	1:35.209
8	32.560	40.622	21.972	1:35.154
9	<b>31.976</b>	40.197	21.768	<b>1:33.941</b>
10	32.433	<b>40.070</b>	<b>21.749</b>	1:34.252

#### 31 Jack BAKER (QLD) (10th)

1	48.361	55.707	24.593	2:08.661
2	35.887	44.563	23.641	1:44.091
3	34.465	43.668	23.067	1:41.200
4	35.165	43.534	23.198	1:41.897
5	34.291	42.430	23.107	1:39.828
6	34.124	<b>42.191</b>	22.564	1:38.879
7	34.247	42.453	22.877	1:39.577
8	<b>33.429</b>	42.995	26.944	1:43.368
9	33.818	42.375	<b>22.540</b>	<b>1:38.733</b>


#### 86 Miriam WHITE (QLD) (9th)

1	49.803	50.798	24.882	2:05.483
2	35.980	45.231	24.014	1:45.225
3	34.267	43.948	23.115	1:41.330
4	34.192	43.004	23.134	1:40.330
5	33.647	42.353	22.856	1:38.856
6	33.039	<b>41.796</b>	<b>22.615</b>	<b>1:37.450</b>
7	33.399	42.132	22.857	1:38.388
8	<b>32.941</b>	41.906	22.762	1:37.609
9	33.273	42.364	22.650	1:38.287

\*\*\* Indicative qualifying time - 1:42.636 \*\*\*

The results are provisional until the end of the time limit for protests and appeals.

  
 Chief Time Keeper - Scott Laing

  
 Clerk of Course - Tom Williams




Computime Race Timing Systems Pty Ltd © 1996  
 Licensed to Computime Race Timing Systems

[www.computime.com.au](http://www.computime.com.au)

COMPUTIME RACE TIMING SYSTEMS PTY LTD

9 Timber Lane, Glen Waverley, Vic 3150. Ph : 0418 17 13 17

E-mail : [scott@computime.com.au](mailto:scott@computime.com.au)





2013



# Round 3 : Queensland Raceway : June 14 - 16

## 250cc PRODUCTION

### Qualifying 1

Date: 15/06/13  
Event: Q04  
Weather: Partly cloudy - Temp: 17.4C  
Track: Dry - Temp: 23.8C

Started at: 10:20:14  
Laps: 15 Min  
Starters: 12  
Printed at: 10:43

### PROVISIONAL FASTEST LAPS SEQUENCE

Race Time	No	Name	Machine	Fastest Lap	On Lap
1:54.891	1	Luke BURGESS (QLD)	Kawasaki Ninja	1:48.464	1
3:27.341	1	Luke BURGESS (QLD)	Kawasaki Ninja	1:32.450	2
4:57.395	1	Luke BURGESS (QLD)	Kawasaki Ninja	1:30.054	3
7:57.542	1	Luke BURGESS (QLD)	Kawasaki Ninja	1:29.877	5
14:41.426	1	Luke BURGESS (QLD)	Kawasaki Ninja	1:29.249	9

\*\*\* Indicative qualifying time - 1:42.636 \*\*\*

The results are provisional until the end of the time limit for protests and appeals.


Chief Time Keeper - Scott Laing

Clerk of Course - Tom Williams



Computime Race Timing Systems Pty Ltd © 1996  
Licensed to Computime Race Timing Systems  
[www.computime.com.au](http://www.computime.com.au)

**COMPUTIME RACE TIMING SYSTEMS PTY LTD**  
9 Timber Lane, Glen Waverley, Vic 3150. Ph : 0418 17 13 17  
E-mail : [scott@computime.com.au](mailto:scott@computime.com.au)





2013



# Round 3 : Queensland Raceway : June 14 - 16

## 250cc PRODUCTION

### Qualifying 1

Date: 15/06/13  
 Event: Q04  
 Weather: Partly cloudy - Temp: 17.4C  
 Track: Dry - Temp: 23.8C

Started at: 10:20:14  
 Laps: 15 Min  
 Starters: 12  
 Printed at: 10:43

### PROVISIONAL BEST PARTIAL TIMES

Pos	Name	Split 1		Split 2		Split 3		LAP	Ideal	Fastest
		Time	Name	Time	Name	Time	Name			
1	L. BURGESS	30.226	L. BURGESS	38.211	L. BURGESS	20.698	<b>L. BURGESS</b>	<b>1:29.135</b>	1:29.249	
2	B. DEMMERY	31.057	B. DEMMERY	38.922	B. DEMMERY	21.062	<b>B. DEMMERY</b>	<b>1:31.041</b>	1:31.340	
3	D. GORDON	31.452	T. BRAMICH	38.953	S. LOVETT	21.287	<b>T. BRAMICH</b>	<b>1:31.753</b>	1:31.913	
4	T. BRAMICH	31.506	S. LOVETT	39.498	T. BRAMICH	21.294	<b>S. LOVETT</b>	<b>1:32.610</b>	1:32.891	
5	S. LOVETT	31.825	D. GORDON	39.690	D. GORDON	21.551	<b>D. GORDON</b>	<b>1:32.693</b>	1:32.833	
6	D. MUTTON	31.976	D. MUTTON	40.070	D. MUTTON	21.749	<b>D. MUTTON</b>	<b>1:33.795</b>	1:33.941	
7	M. KAVNEY	32.047	M. KAVNEY	40.887	M. KAVNEY	21.752	<b>M. KAVNEY</b>	<b>1:34.686</b>	1:35.110	
8	B. BEZZINA	32.530	B. BEZZINA	40.970	B. BEZZINA	22.080	<b>B. BEZZINA</b>	<b>1:35.580</b>	1:35.717	
9	M. WHITE	32.941	M. WHITE	41.796	J. BAKER	22.540	<b>M. WHITE</b>	<b>1:37.352</b>	1:37.450	
10	J. BAKER	33.429	J. BAKER	42.191	M. WHITE	22.615	<b>J. BAKER</b>	<b>1:38.160</b>	1:38.733	
11	G. STUMPF	33.725	C. THOMAS	43.366	G. STUMPF	23.471	<b>G. STUMPF</b>	<b>1:41.006</b>	1:41.399	
12	C. THOMAS	34.917	G. STUMPF	43.810	C. THOMAS	23.492	<b>C. THOMAS</b>	<b>1:41.775</b>	1:42.111	

\*\*\* Indicative qualifying time - 1:42.636 \*\*\*

The results are provisional until the end of the time limit for protests and appeals.

Chief Time Keeper - Scott Laing

Clerk of Course - Tom Williams



Computime Race Timing Systems Pty Ltd © 1996  
 Licensed to Computime Race Timing Systems

[www.computime.com.au](http://www.computime.com.au)

**COMPUTIME RACE TIMING SYSTEMS PTY LTD**

9 Timber Lane, Glen Waverley, Vic 3150. Ph : 0418 17 13 17

E-mail : [scott@computime.com.au](mailto:scott@computime.com.au)

